

















1 A group of students were asked to name their favourite burger.
The pictogram shows the results.
The key is missing.


| | |
|---------|---|
| Chicken |     |
| Beef |       |
| Turkey |  |
| Veggie |      |

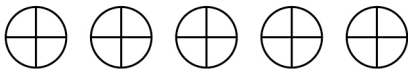
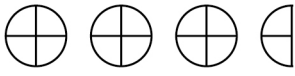
40 students said Veggie.
How many students said Chicken?

[3 marks]

Answer _____

2 Rashid counted the pieces of homework he had done in three subjects.
He draws a pictogram to show the results.

Key:  represents 4 pieces of homework

| | |
|-----------|---|
| Maths |  |
| English |  |
| Geography | |

2 (a) Rashid had done 5 pieces of Geography homework.
Show this information on the pictogram.

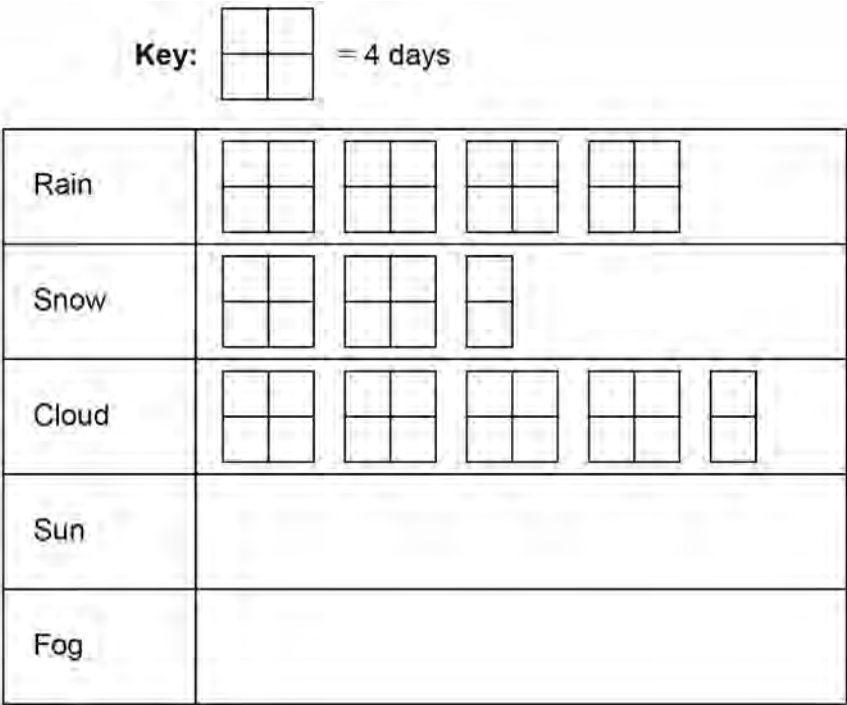
[1 mark]

2 (b) Rashid spent 30 minutes on each piece of homework.
Work out the **total** time he spent on homework for these three subjects.
Give your answer in hours and minutes.

[3 marks]

Answer _____ hours _____ minutes

3 Misha recorded the main type of weather each day for **55 days**.
The pictogram shows the results for rain, snow and cloud.



Sun was recorded on 1 **more** day than fog.










Complete the pictogram for the 55 days.

[4 marks]

- 4
- Three groups of people, A, B and C, have taken driving tests.
- 4 (a)
- Here is information about the number of tests taken by the people in A.

Group A

Key:  represents 4 people

| | |
|-------------|---|
| One test |    |
| Two tests |     |
| Three tests |   |

Here is information about the number of tests taken by the people in B.

- One test
- Half the number in A who have taken one test.
- Two tests
- 4 fewer than the number in A who have taken two tests.
- Three tests
- 10 more than the number in A who have taken three tests.

Complete this pictogram for the people in B.

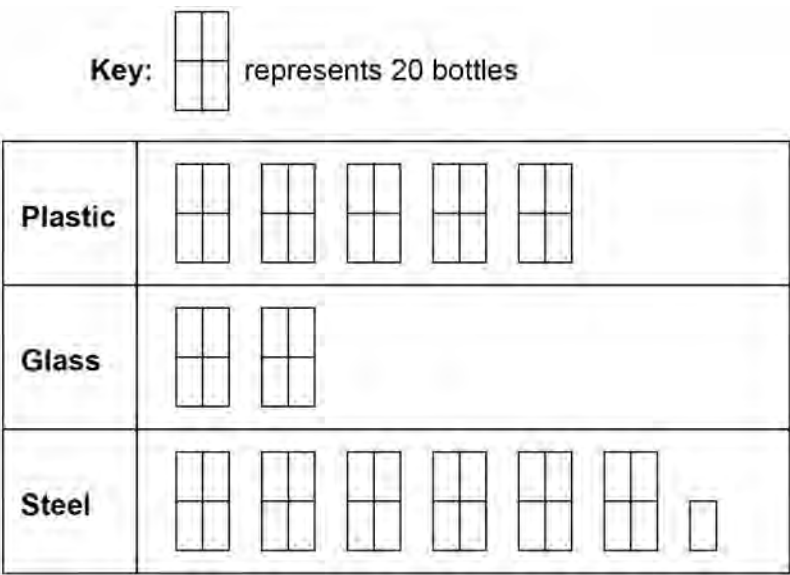
[3 marks]

Group B

Key:  represents 4 people

| | |
|-------------|--|
| One test | |
| Two tests | |
| Three tests | |

5 A company sells three types of bottle.
The pictogram shows how many bottles they sold one week.



5 (a) The company sold **more** plastic bottles than glass bottles that week.
How many more?

[2 marks]

Answer

5 (b) The company sells each **steel** bottle for £17.50
Work out the total amount of money made from selling **steel** bottles that week.

[3 marks]

Answer £